



## THE ULTIMATE HEAVY-DUTY ROBOTS


The Z-Series heavy-duty robots were developed using Kawasaki's advanced technology and extensive experience in automation. The robust low-maintenance designs are directly responsible for improved production line efficiencies in automotive and general industry applications.

# ZXE130U

<b>Payload</b>	130 kg
<b>Horizontal Reach</b>	2,651 mm
<b>Vertical Reach</b>	3,415 mm
<b>Repeatability</b>	±0.3 mm
<b>Maximum Linear Speed</b>	2,500 mm/s

### Applications

- Assembly
- Dispensing
- Machine Tending
- Material Handling
- Material Removal
- Spot Welding



## HIGH QUALITY & LOW-MAINTENANCE

The Z-Series Robots boast industry leading MTBF and 10,000 hour maintenance intervals, which translate to low operating costs and the highest production efficiencies.

## CYCLE TIME ADVANTAGE

The Z Robots along with the ultra high processing speed capabilities of the Kawasaki E Controller can achieve superior operating speeds. Add the high-speed option package and cycle times can be reduced by up to 20% as compared to previous models. Faster speeds translate to shorter cycle times, resulting in maximum production.

## WIDE WORK ENVELOPE

The Kawasaki Z Robot combines a long reach arm with a minimal amount of dead space for the widest work envelope in its class. In addition, the patented Kawasaki Hybrid Link Configuration enables the arm to rotate back over itself without having to rotate the base joint, thereby improving efficiency and minimizing power consumption.

## SPACE SAVING DESIGN WITH INTEGRATED FEATURES

The small footprint of these high payload long reach robots allows for installations in confined areas. The Z-Series Robots are available with integrated pneumatic piping, wiring, and fork lift pockets, limiting the amount of work space required and minimizing potential interference.

## PROTECTION FROM HARSH ENVIRONMENTS

Z-Series Robots can operate in some of the harshest environments due to the Kawasaki sealed arm design. The wrist portion of the robot has an Ingress Protection classification of IP67, while the other areas of the arm are rated at IP65. Robot maintenance due to contamination can be eliminated.

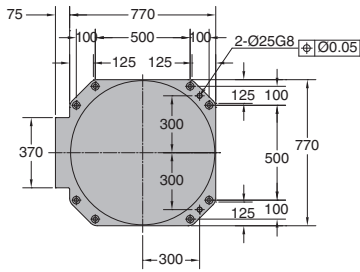
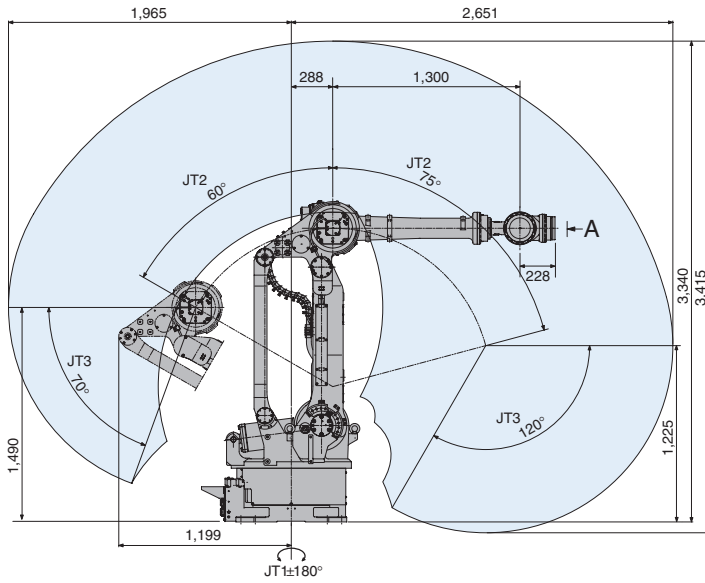
## ARM ID MEMORY

Kawasaki's Arm ID board enables the robot arm to be interchanged with any E Controller. The ID board stores all of the necessary servo encoder data. In the event of a production emergency, the controller can quickly and easily be replaced to allow for any service and maintenance procedures to be performed. This feature greatly limits potential system downtime.

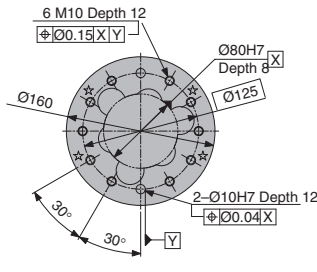
## UPGRADEABLE

The Z-Series robot line is manufactured using modular components and a common software platform. This flexible design allows some models to be modified to alter reach, payload capacities and speed. Both hardware and software alterations can easily be performed in the field. The ability to change the robot characteristics provide for greater flexibility to accommodate production and system changes.

## MOTION RANGE & DIMENSIONS



INSTALLATION DIMENSIONS



VIEW A (mm)

**Note:** Detailed drawings are available upon request.

Simple  friendly

## ZXE130U SPECIFICATIONS

Type	Articulated		
Degrees of Freedom	6 axes		
Payload	130 kg		
Horizontal Reach	2,651 mm		
Vertical Reach	3,415 mm		
Repeatability	±0.3 mm		
Maximum Linear Speed	2,500 mm/s at robot flange		
Work Envelope (degrees) & Maximum Speed (degrees/s)	Axis	Motion Range	Maximum Speed
	JT1	±180°	110°/s
	JT2	+75° ~ -60°	110°/s
	JT3	+250° ~ -120°	110°/s
	JT4	±360°	140°/s
	JT5	±130°	135°/s
Wrist Load Capacity	Axis	Maximum Torque	Moment of Inertia
	JT4	735.0 N·m	107.8 kg·m <sup>2</sup>
	JT5	735.0 N·m	107.8 kg·m <sup>2</sup>
	JT6	421.4 N·m	45.9 kg·m <sup>2</sup>
Motor(s)	Brushless AC Servomotor		
Brakes	All axes		
Hard Stop(s)	Adjustable mechanical stopper JT1		
Limit Switch	End of stroke limit switch JT1		
Mass	1,350 kg (excluding Options)		
Body Color	Kawasaki Standard		
Installation	Floor (includes fork pockets)		
Environmental Conditions	Temperature	0 ~ 45° C	
	Humidity	35 ~ 85 % (no dew, nor frost allowed)	
	Vibration	Less than 0.5 G	
Protection Classification	Wrist: IP67 Base: IP65 * Equivalent		
Built-in Utilities	Pneumatic piping (ø12 x 2 lines)		
Options	Linear track options Base plate Adjustable mechanical stopper JT2/JT3 Limit switch JT2/JT3 Signal harness (up to 24 inputs and 8 outputs) Double/single solenoid valves (2 units max.) Internal wiring (37 wires inside robot arm) Air cleaning equipment (filter, regulator, mist separator) Piping for cooling water Wrist flange adapter with ø92 mm mounting pattern		
Controller	E32 (See E Controller data sheet for specifications)		

Assembly • Cutting • Dispensing • Grinding • Handling • Inspection • Packaging • Painting • Palletizing • Polishing • Tending • Welding

### Kawasaki Robotics (USA), Inc.

#### United States

28140 Lakeview Drive  
 Wixom, Michigan 48393  
 Phone (248) 446-4100  
 Email sales@kri-us.com

#### Canada

Phone (905) 304-7784

#### Mexico

Phone (52) 33-3110-1895

[www.kawasakirobotics.com](http://www.kawasakirobotics.com)

ZXE130U - REV04/11

© Kawasaki Robotics (USA), Inc. All rights reserved.  
 Technical specifications subject to change without notice.