

Kawasaki Heavy Industries, Ltd

Robot Business Division

Tokyo Head Office/Robot Division

1-14-5, Kaigan, Minato-ku, Tokyo 105-8315, Japan
Phone: +81-3-3435-2501 Fax: +81-3-3437-9880

Akashi Works/Robot Division

1-1, Kawasaki-cho, Akashi, Hyogo 673-8666, Japan
Phone: +81-78-921-2946 Fax: +81-78-923-6548

Nishi-Kobe Works/Robot Division

234, Matsumoto, Hasetani-cho, Nishi-ku, Kobe, Hyogo 651-2239, Japan
Phone: +81-78-915-8247 Fax: +81-78-915-8239

Kawasaki Robotics website

<https://robotics.kawasaki.com/>



Kawasaki Robotics brand site XYZ

<https://robotics.kawasaki.com/ja1/xyz/en/>



Kawasaki Robostage (showroom)

<https://robotics.kawasaki.com/ja1/robostage/en.html>



Kawasaki Robot Palletizing Robots

Small-to-medium robots
up to 80kg payload

Large robots
up to 300kg payload

Extra large robots
up to 1,500kg payload

Dual-arm Collaborative robots

Explosion-proof painting robots

Sealing robots

Arc welding robots

Palletizing robots

Medical & pharmaceutical robots

Picking robots

Wafer transfer robots

Global Network

Kawasaki Robotics (USA), Inc.

28140 Lakeview Drive, Wixom, MI 48393, U.S.A.
Phone: +1-248-446-4100 Fax: +1-248-446-4200

Kawasaki Robotics (UK) Ltd.

Unit 4 Easter Court, Europa Boulevard, Westbrook
Warrington Cheshire, WA5 7ZB, United Kingdom
Phone: +44-1925-71-3000 Fax: +44-1925-71-3001

Kawasaki Robotics GmbH

Im Taubental 32, 41468 Neuss, Germany
Phone: +49-2131-34260 Fax: +49-2131-3426-22

Kawasaki Robotics Korea, Ltd.

43, Namdong-daero 215beon-gil, Namdong-gu, Incheon,
21633, Korea
Phone: +82-32-821-6941 Fax: +82-32-821-6947

Kawasaki Robotics (Tianjin) Co., Ltd.

1-2/F, Building 6, No.19 Xinhuan Road, TEDA, China
Phone: +86-22-5983-1888 Fax: +86-22-5983-1889

Taiwan Kawasaki Robot Center

3F, No.31, Ln.216, Gongyuan Rd., Hsinchu City
30069, Taiwan(R.O.C)
Phone: +886-3-562-0518

Kawasaki Motors Enterprise (Thailand) Co., Ltd.

(Rayong Robot Center)
119/10 Moo 4 T.Pluaek Daeng, A.Pluaek Daeng, Rayong 21140
Thailand
Phone: +66-38-955-040-58 Fax: +66-38-955-145

Singapore Kawasaki Robot Center

100G Pasir Panjang Road #06-10
Singapore 118523
Phone: +65-6513-3145

Kawasaki Heavy Industries (India) Pvt. Ltd.

Robot Division
Plot No. 136, Sector-37, Pace City 1,
Gurgaon, 122101 Haryana, India
Phone: +91-124-437-1845

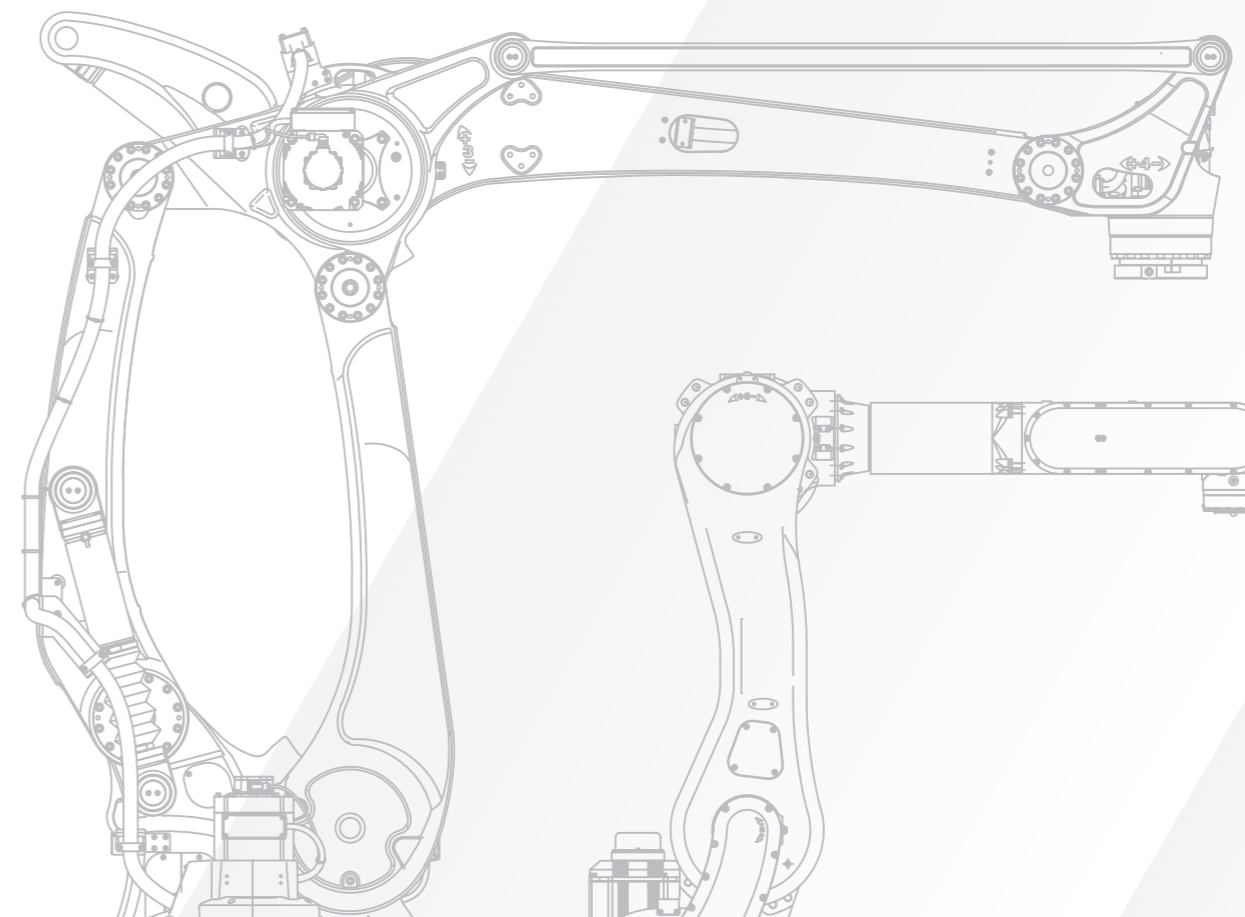


CAUTIONS TO BE TAKEN TO ENSURE SAFETY

- For those persons involved with the operation / service of your system, including Kawasaki Robot, they must strictly observe all safety regulations at all times. They should carefully read the Manuals and other related safety documents.
- Products described in this catalogue are general industrial robots. Therefore, if a customer wishes to use the Robot for special purposes, which might endanger operators or if the Robot has any problems, please contact us. We will be pleased to help you.
- Be careful as Photographs illustrated in this catalogue are frequently taken after removing safety fences and other safety devices stipulated in the safety regulations from the Robot operation system.



ISO certified in Akashi Works and Nishi-Kobe Works.



Palletizing Robots

Kawasaki offers a wide range of palletizing robots from 80 to 700 kg payload. The full product lineup delivers high throughput palletizing and solutions for labor shortage in the logistic industry and in-house factory logistics.

CP series

The CP series covers 180, 300, 500 and 700 kg payload. These four models achieve a high productivity of palletizing in diverse industries.



CP180L/300L

CP500L

CP700L

RD series

The RD series palletizing robot has the payload capacity of 80 kg. Thanks to its compact arm design, it can be installed in a confined space.



RD080N

CP/RD series

[Applications]  Palletizing

Features

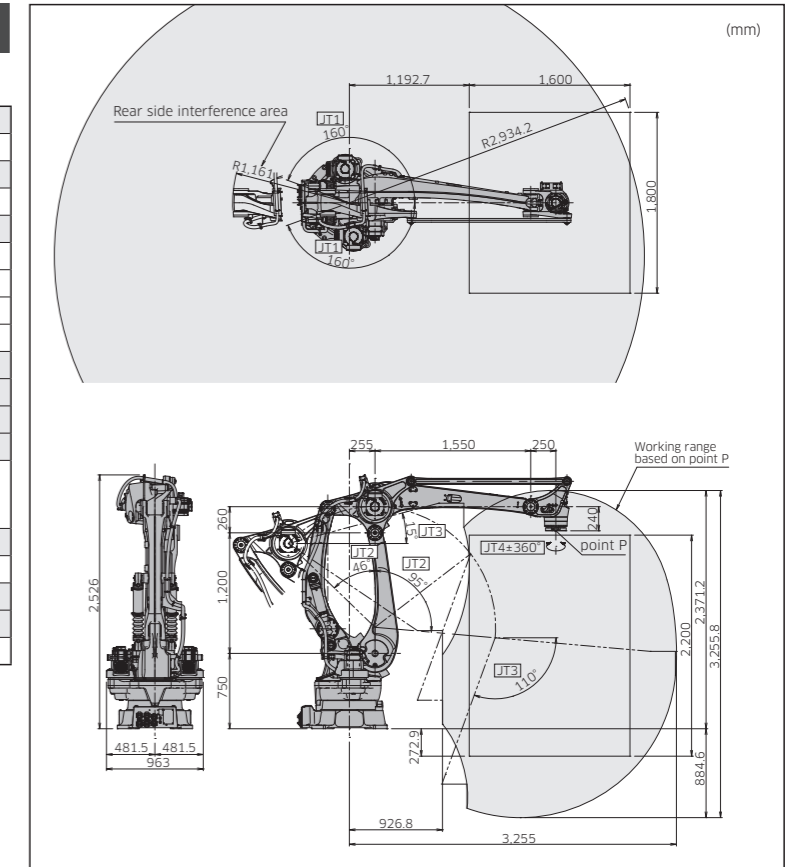
- The full lineup covers diverse weights and sizes of workpieces.
- The industry-leading speed achieves an efficient palletizing system.
- The Cubic-S (an optional safety monitoring function) achieves safe operations of the system.

CP180L/300L

Standard Specifications

Type	Articulated robot	
Degree of freedom (axes)	4	
Payload (kg)	180/300	
Max. reach (mm)	3,255	
Position repeatability*1 (mm)	±0.5	
Motion range (°)	Arm rotation (JT1)	±160
	Arm out-in (JT2)	+95 - -46
	Arm up-down (JT3)	+15 - -110
	Wrist swivel (JT4)	±360
Max. speed (°/s)	Arm rotation (JT1)	130/100
	Arm out-in (JT2)	125/90
	Arm up-down (JT3)	125/90
	Wrist swivel (JT4)	330/220
Allowable moment of inertia (kg·m ²)	Wrist swivel (JT4)	85/140
Mass (kg)	1,600	
Mounting	Floor	
Installation environment	Ambient temperature (°C)	0 - 45
	Relative humidity (%)	35 - 85 (No dew, nor frost allowed)
Controller/Power requirements	F03/12kVA	

*1: Conforms to ISO9283

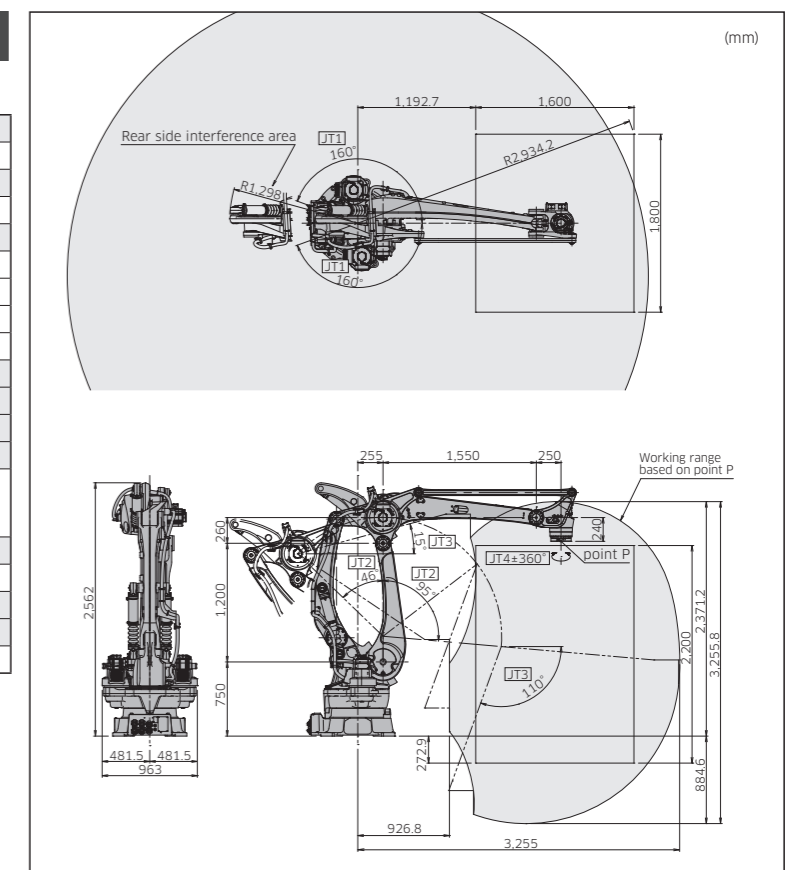


CP500L

Standard Specifications

Type	Articulated robot	
Degree of freedom (axes)	4	
Payload (kg)	500	
Max. reach (mm)	3,255	
Position repeatability*1 (mm)	±0.5	
Motion range (°)	Arm rotation (JT1)	±160
	Arm out-in (JT2)	+95 - -46
	Arm up-down (JT3)	+15 - -110
	Wrist swivel (JT4)	±360
Max. speed (°/s)	Arm rotation (JT1)	85
	Arm out-in (JT2)	80
	Arm up-down (JT3)	80
	Wrist swivel (JT4)	180
Allowable moment of inertia (kg·m ²)	Wrist swivel (JT4)	250
Mass (kg)	1,650	
Mounting	Floor	
Installation environment	Ambient temperature (°C)	0 - 45
	Relative humidity (%)	35 - 85 (No dew, nor frost allowed)
Controller/Power requirements	F03/12kVA	

*1: Conforms to ISO9283



F03



Features

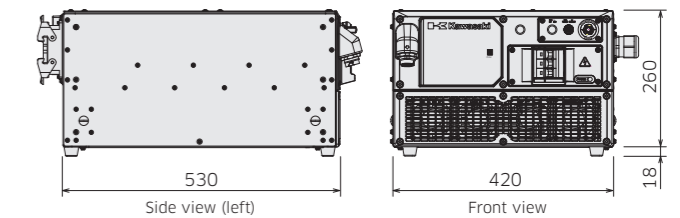
- Dimensions and weight have been reduced from its previous E-controller.
- This universal controller has common specifications that can be used globally. (An optional transformer unit is necessary in the region where the power supply and safety standard differ.)

Standard Specifications

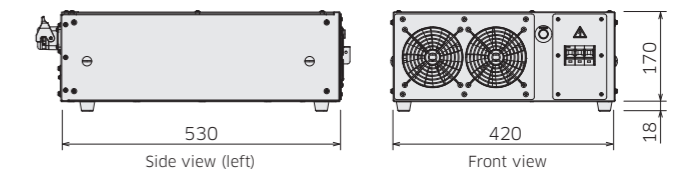
Dimensions (mm)	W420×D530×H278	
Type	Enclosed type, indirect cooling system	
Controlled (axes)	5	
Memory capacity (MB)	16	
I/O signals	External operation	Motor power off, Hold
	Input (Channels)	32
Cable length	Teach pendant (m)	5
	Robot-controller (m)	5
Mass (kg)	30	
Power requirements	AC200V - AC220V ±10%, 50/60Hz, 3Φ	Max. 12kVA
	AC200V - AC230V ±10%, 50/60Hz, 1Φ	
Installation environment	Ambient temperature (°C)	0 - 45
	Relative humidity (%)	35 - 85 (No dew, nor frost allowed)
Teach pendant	Color LCD display with touch-panel, E-Stop switch, Teach lock switch, Enable switch	
Operation panel	E-stop switch, teach/repeat switch	

External view and dimensions

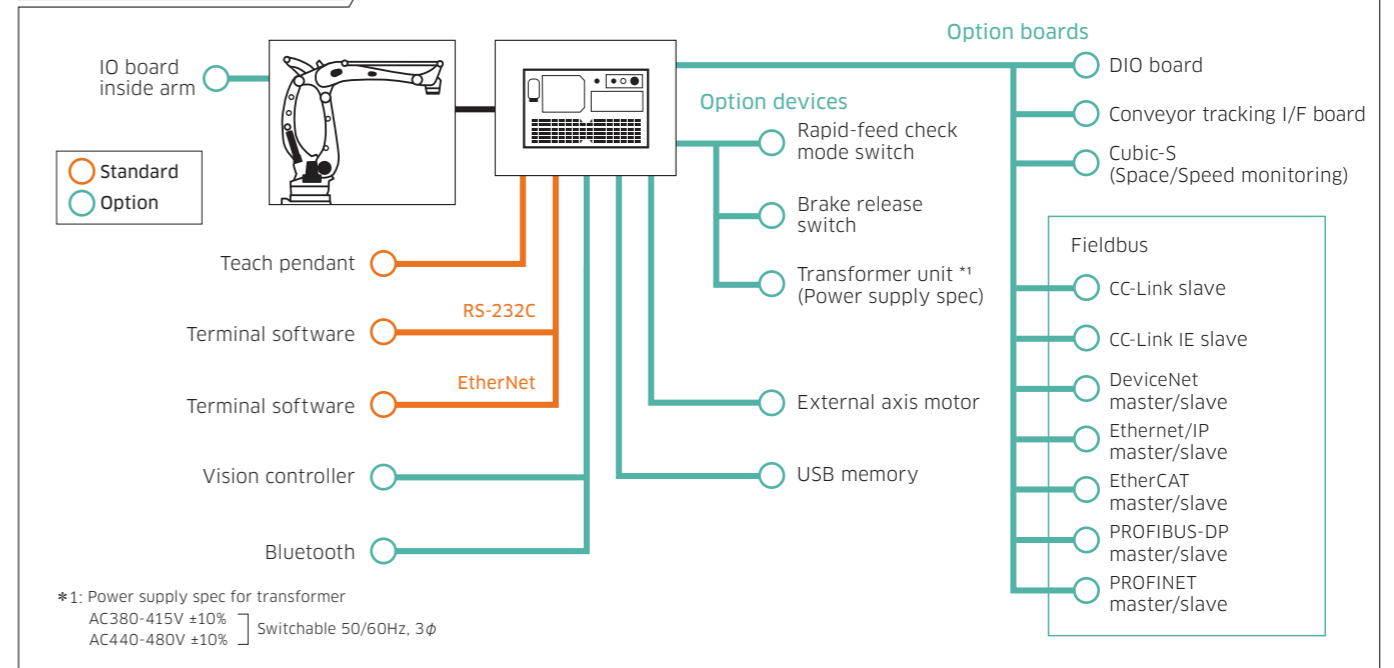
F03



Transformer unit *Option



System configuration

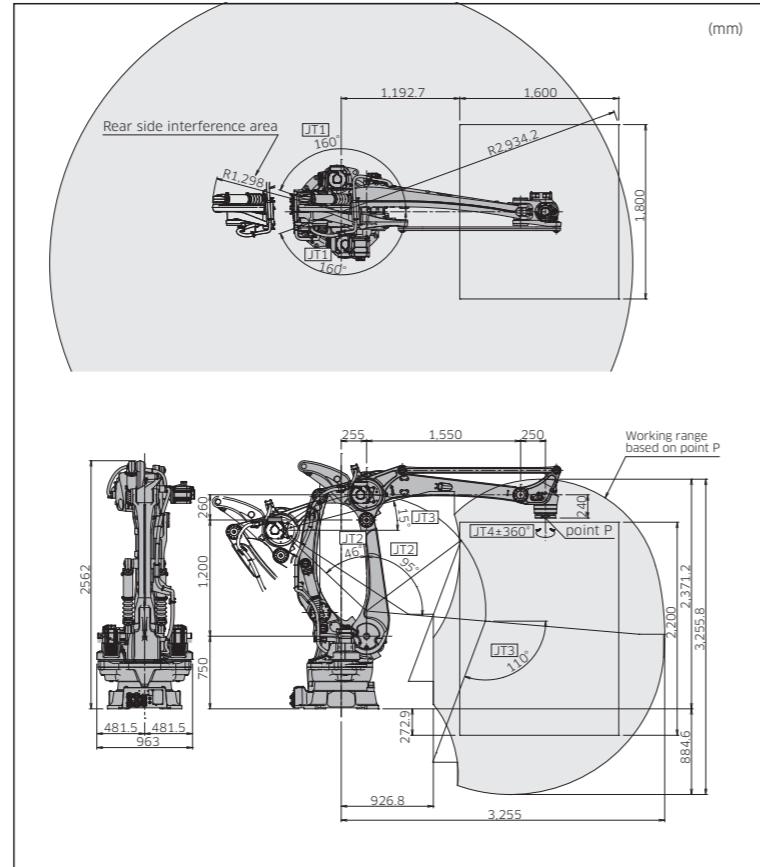


CP700L

Standard Specifications

Type	Articulated robot	
Degree of freedom (axes)	4	
Payload (kg)	700	
Max. reach (mm)	3,255	
Position repeatability*1 (mm)	±0.5	
Motion range (°)	Arm rotation (JT1)	±160
	Arm out-in (JT2)	+95 - -46
	Arm up-down (JT3)	+15 - -110
	Wrist swivel (JT4)	±360
Max. speed (°/s)	Arm rotation (JT1)	75
	Arm out-in (JT2)	65
	Arm up-down (JT3)	65
	Wrist swivel (JT4)	170
Allowable moment of inertia (kg·m ²)	Wrist swivel (JT4)	500
Mass (kg)	1,650	
Mounting	Floor	
Installation environment	Ambient temperature (°C)	0 - 45
	Relative humidity (%)	35 - 85 (No dew, nor frost allowed)
Controller/Power requirements	F03/12kVA	

*1: Conforms to ISO9283



RD080N

Standard Specifications

Type	Articulated robot	
Degree of freedom (axes)	5	
Payload (kg)	80	
Max. reach (mm)	2,100	
Position repeatability*1 (mm)	±0.07	
Motion range (°)	Arm rotation (JT1)	±180
	Arm out-in (JT2)	+140 - -105
	Arm up-down (JT3)	+40 - -205
	Wrist swivel (JT4)	±360
	Wrist compensation (JT5)	±10*2
Max. speed (°/s)	Arm rotation (JT1)	180
	Arm out-in (JT2)	180
	Arm up-down (JT3)	175
	Wrist swivel (JT4)	360
Allowable moment of inertia (kg·m ²)	Wrist swivel (JT4)	13.7
Mass (kg)	540	
Mounting	Floor	
Installation environment	Ambient temperature (°C)	0 - 45
	Relative humidity (%)	35 - 85 (No dew, nor frost allowed)
Controller/Power requirements	F03/12kVA	

*1: Conforms to ISO9283

*2: Operating angle of the JT5 is ±10 degrees perpendicular to the ground.

